



DIRECTORATE OF SCHOOL EDUCATION & LITERACY

Meghalaya :: Shillong

Ph: 0364-2225356
0364-2502329
Fax: 0364-2226062
e-mail: meg_mdm@yahoo.co.in

No.DSEL/ABP/MDM/2/2017/37,

Dated Shillong, the 21st September, 2017

From : Shri. A. Ch. Marak, MCS,
Director of School Education & Literacy,
Meghalaya, Shillong.

To : The Deputy Commissioner
East Khasi Hills, Shillong / Ri-Bhoi, Nongpoh / West Khasi Hills, Nongstoin
/ South West Khasi Hills, Mawkyrwat / West Jaintia Hills, Jowai / East
Jaintia Hills, Khliehriat / East Garo Hills, Williamnagar / North Garo Hills,
Resubelpara/ West Garo Hills, Tura / South West Garo Hills, Ampati/ South
Garo Hills, Baghmara

Subject: Allocation of free food grains to the States/UTS under Mid Day Meal
Scheme (MDMS) for the period of 3rd and 4th Quarter
(October' 2017 to March' 2018) for financial year 2017-18.


Reference : GOI Letter F.No.5-1/2017-Desk(MDM), Dated:18.9.2017

Sir/Madam,

On the subject cited above and letter under reference, please find enclosed herewith the allocation of free food grains to the Districts under Mid Day Meal Scheme for the period of 3rd and 4th Quarter (October' 2017 to March' 2018) for Financial Year 2017-18 as per Annexure-I & II and Districts-wise and Sub-Divisional-wise allocation is for both Primary and Upper Primary stages. The Government of India guidelines contained in letter under reference (copy enclosed) may kindly be strictly adhered to.

You are also requested to submit the monthly reports on off take of food grain latest by the 10th of the following month regularly to this office so as to enable to submit the same to the Government of India within the 15th of the following month.

Yours faithfully,



Director of School Education & Literacy
Meghalaya, Shillong.

Dated Shillong, the 21st September, 2017

Memo. No.DSEL/ABP/MDM/2/2017/37-A,

Copy forwarded for information to:

1. The Principal Secretary to the Government of Meghalaya, Education Department.
2. The Special Officer to the Government of Meghalaya, Education Department.
3. The Area Manager Food Corporation of India, District Office NEF Region Shillong - 1 for information and necessary action.
4. **The Sub-Divisional School Education Officer, Shillong/ Sohra/ Nongpoh/ Mairang/ Nongstoin/ Mawkyrwat/ Jowai/ Khliehriat/ Amlarem/ Resubelpara/ Williamnagar/ Tura/ Ampati/ Dadenggiri/ Baghmara. The allocation is to be made school-wise/monthly-wise based on the enrolment specified in the Annexure I & II and send to the Deputy Commissioner Supply for allocation and Distribution of foodgrains to the Schools.**


Director of School Education & Literacy,
Meghalaya, Shillong.



DIRECTORATE OF SCHOOL EDUCATION & LITERACY

Meghalaya :: Shillong

Ph: 0364-2225356
0364-2502329
Fax: 0364-2226062
e-mail: meg_mdm@yahoo.co.in

No.DSEL/ABP/MDM/2/2017/37,

Dated Shillong, the 21st September, 2017

From : Shri. A. Ch. Marak, MCS,
Director of School Education & Literacy,
Meghalaya, Shillong.

To : The Deputy Commissioner
East Khasi Hills, Shillong / Ri-Bhoi, Nongpoh / West Khasi Hills, Nongstoin
/ South West Khasi Hills, Mawkyrwat / West Jaintia Hills, Jowai / East
Jaintia Hills, Khliehriat / East Garo Hills, Williamnagar / North Garo Hills,
Resubelpara/ West Garo Hills, Tura / South West Garo Hills, Ampati/ South
Garo Hills, Baghmara

Subject: Allocation of free food grains to the States/UTS under Mid Day Meal
Scheme (MDMS) for the period of 3rd and 4th Quarter
(October' 2017 to March' 2018) for financial year 2017-18.

Reference : GOI Letter F.No.5-1/2017-Desk(MDM), Dated:18.9.2017

Sir/Madam,

On the subject cited above and letter under reference, please find enclosed herewith the allocation of free food grains to the Districts under Mid Day Meal Scheme for the period of 3rd and 4th Quarter (October' 2017 to March' 2018) for Financial Year 2017-18 as per Annexure-I & II and Districts-wise and Sub-Divisional-wise allocation is for both Primary and Upper Primary stages. The Government of India guidelines contained in letter under reference (copy enclosed) may kindly be strictly adhered to.

You are also requested to submit the monthly reports on off take of food grain latest by the 10th of the following month regularly to this office so as to enable to submit the same to the Government of India within the 15th of the following month.

Yours faithfully,

Director of School Education & Literacy
Meghalaya, Shillong.

Dated Shillong, the 21st September, 2017

Memo. No.DSEL/ABP/MDM/2/2017/37-A,

Copy forwarded for information to:

1. The Principal Secretary to the Government of Meghalaya, Education Department.
2. The Special Officer to the Government of Meghalaya, Education Department.
3. The Area Manager Food Corporation of India, District Office NEF Region Shillong - 1 for information and necessary action.
4. **The Sub-Divisional School Education Officer, Shillong/ Sohra/ Nongpoh/ Mairang/ Nongstoin/ Mawkyrwat/ Jowai/ Khliehriat/ Amlarem/ Resubelpara/ Williamnagar/ Tura/ Ampati/ Dadenggiri/ Baghmara. The allocation is to be made school-wise/monthly-wise based on the enrolment specified in the Annexure I & II and send to the Deputy Commissioner Supply for allocation and Distribution of foodgrains to the Schools.**

Director of School Education & Literacy,
Meghalaya, Shillong.

MID DAY MEAL SCHEME
Statement Showing the Allocation of Foodgrains to Districts and Sub-Divisional for the 3rd Quarter of 2017-18
(From October - December' 2017)

(In MTs)

Sl.No	Districts	Name of Sub-Divisional School Education Officer	Primary									Upper Primary								Grand Total of foodgrain Allocation for Primary and Upper Primary (12+22)		
			No. of Schools	Enrolment (98.89 % of Actual enrolment)	Allocation from the month of October-December' 2017 to @ 100gm per child per day						Total (6+8+11)	No. of Schools	Enrolment (86.08 % of Actual enrolment)	Allocation from the month of October - December' 2017 @ 150gm per child per day							Total (15+17 +19+21)	
					3rd Quarter 2017-18									3rd Quarter 2017-18								
					Oct' 2017 (18 Days)	Nov' 2017		Dec' 2017 (0 Days)	Extra					Oct' 2017 (18 Days)	Nov' 2017		Dec' 2017		Extra Allocation			
						No. of Days	Food-grain		No. of Days	Food-grain					No. of Days	Food-grain	No. of Days	Food-grain	No. of Days			Food-grain
6	7	8	9	10	11	12	13	14	15	16	17	18	19	20	21	22	23					
1	East Khasi Hills	Shillong	1128	69096	124.574	18.602	128.741	0.000	0	0.000	253.315	571	24772	56.884	20	74.316	9.248	34.366	0	0.000	175.566	428.881
		Sohra	192	7161	12.902	18.429	13.210	0.000	0	0.000	26.112	92	2974	8.030	20	8.022	8.116	3.620	0	0.000	20.572	46.684
2	Ri-Bhoi	Nongpoh	659	36586	71.014	20	78.904	0.000	3.113	12.282	162.200	280	9802	26.465	15.719	23.112	0	0.000	0	0.000	49.577	211.777
3	West Khasi Hills	Nongstoin	652	29124	54.310	20	60.344	0.000	0.706	2.129	116.783	240	9790	26.433	20	29.370	11.737	17.235	0	0.000	73.038	189.821
		Mairang	406	17829	36.221	20	40.246	0.000	5.739	11.549	88.016	161	6346	17.134	20	19.038	12	11.423	4.566	4.346	51.941	139.957
4	South West Khasi Hills	Mawkyrat	537	19839	34.421	16.122	30.830	0.000	0.000	0.000	65.251	282	8774	23.690	20	26.327	12	15.793	11.836	15.578	81.383	146.634
		Jowai	633	28239	54.302	20	60.336	0.000	1.821	5.494	120.132	207	10151	27.435	20	30.483	3.109	4.739	0	0.000	62.657	182.789
5	West Jaintia Hills	Amlarem	137	5408	9.310	13.290	6.875	0.000	0	0.000	16.185	51	2131	5.754	20	6.393	1.727	0.552	0	0.000	12.699	28.884
6	East Jaintia Hills	Khliehriat	433	18561	33.907	16.743	31.539	0.000	0	0.000	65.446	125	6409	17.304	20	19.227	5.906	5.678	0	0.000	42.209	107.655
7	East Garo Hills	Williamnagar	454	25405	41.218	7.126	15.319	0.000	0	0.000	57.537	171	7145	19.292	16.333	17.504	0	0.000	0	0.000	36.796	94.333
8	North Garo Hills	Resubelpara	596	23965	48.944	20	54.383	0.000	6.034	16.407	119.734	206	11470	30.969	20	34.410	11.977	20.606	0	0.000	85.985	205.719
9	West Garo Hills	Tura	612	28207	41.263	3.866	8.863	0.000	0	0.000	50.126	202	9751	26.328	20	29.253	9.802	14.337	0	0.000	69.918	120.044
		Dadengiri	739	31754	53.244	13.833	49.919	0.000	0	0.000	94.163	328	13317	35.956	20	39.951	5.077	10.142	0	0.000	86.049	180.212
10	South West Garo Hills	Ampati	523	19980	34.414	15.641	29.905	0.000	0	0.000	64.319	181	9755	26.338	20	29.265	12	17.559	7.964	11.652	84.815	149.134
11	South Garo Hills	Baghmara	666	25131	42.993	11.152	26.638	0.000	0	0.000	69.631	305	9767	26.371	20	29.301	4.233	6.202	0	0.000	61.874	131.505
	Grand Total		8367	386285	693.037		628.052	0.000		47.861	1368.950	3402	142364	384.384		416.867		162.252		31.576	995.079	2364.029

Director of School Education & Literacy
Meghalaya Shillong

MID DAY MEAL SCHEME
Statement Showing the Allocation of Foodgrains to Districts and Sub-Divisional for the 4th Quarter of 2017-18
(From January - March' 2018)

(In MTs)

Sl. No	Districts	Name of Sub-Divisional School Education Officer	Primary								Upper Primary								Grand Total of foodgrain Allocation for Primary and Upper Primary (12+22)				
			No. of Schools	Enrolment (98.89 % of Actual enrolment)	Allocation from the month of January - March' 2018 to @ 100gm per child per day						Total (6+8+11)	No. of Schools	Enrolment (86.08 % of Actual enrolment)	Allocation from the month of January - March' 2018 @ 150gm per child per day						Total (15+17 +19+21)			
					4th Quarter 2017-18									4th Quarter 2017-18									
					Jan' 2017 (0 Days)	Feb' 2017 (15 Days)	March' 2018		Extra Allocation					Jan' 2018 (0 Days)	Feb' 2018		March' 2018 (23 Days)	Extra Allocation					
							No. of Days	Food-grain	No. of Days	Food-grain					No. of Days	Food-Grain		No. of days			Food-Grain		
6	7	8	9	10	11	12	13	14	15	16	17	18	19	20	22	23							
1	East Khasi Hills	Shillong	1128	69096	0.000	103.812	20	138.416	2	11.092	253.320	571	24772	0.000	20	74.316	85.463	4.248	15.787	175.566	428.886		
		Sohra	192	7161	0.000	10.752	20	14.336	1	1.024	26.112	92	2974	0.000	20	8.972	10.260	3.115	1.390	20.572	46.684		
2	Ri-Bhoi	Nongpoh	659	36586	0.000	59.178	20	78.904	6.113	24.117	162.199	280	9802	0.000	20	15.760	33.817	0	0.000	49.577	211.776		
3	West Khasi Hills	Nongstoin	652	29124	0.000	45.258	20	60.344	3.706	11.181	116.783	240	9790	0.000	20	29.370	33.776	6.737	9.893	73.039	189.822		
		Mairang	406	17829	0.000	30.185	20	40.246	8.739	17.585	88.016	161	6346	0.000	20	19.038	21.894	11.566	11.010	51.942	139.958		
4	South West Khasi Hills	Mawkyrwat	537	19839	0.000	28.685	19.122	35.567	0.000	0.000	65.252	282	8774	0.000	20	26.322	30.270	18.836	24.791	81.383	146.635		
5	West Jaintia Hills	Jowai	633	28239	0.000	45.252	20.000	60.336	4.821	14.544	120.132	207	10161	0.000	18.109	27.601	35.056	0	0.000	62.657	182.789		
		Amlarem	137	5408	0.000	7.758	16.290	8.425	0	0.000	16.183	51	2131	0.000	17	5.347	7.352	0	0.000	12.699	28.882		
6	East Jaintia Hills	Khliehriat	433	18561	0.000	28.256	19.743	37.190	0	0.000	65.446	125	6409	0.000	20	19.227	22.111	0.906	0.871	42.209	107.655		
7	East Garo Hills	Williamnagar	454	25405	0.000	34.349	10.126	23.188	0	0.000	57.537	171	7145	0.000	11.333	12.146	24.650	0	0.000	36.796	94.333		
8	North Garo Hills	Restubelpara	596	23965	0.000	40.787	20.000	54.382	9.034	24.564	119.733	206	11470	0.000	20	34.410	39.572	6.977	12.003	85.985	205.718		
9	West Garo Hills	Tura	612	28207	0.000	34.386	6.866	15.740	0	0.000	50.126	202	9751	0.000	20	29.253	33.641	4.802	7.024	69.918	120.044		
		Dadengiri	739	31754	0.000	44.370	16.833	49.792	0	0.000	94.162	328	13317	0.000	20	39.951	45.944	0.077	0.153	86.048	180.210		
10	South West Garo Hills	Ampati	523	19980	0.000	28.679	18.641	35.640	0	0.000	64.319	181	9755	0.000	20	29.265	33.655	14.963	21.896	84.816	149.135		
11	South Garo Hills	Baghmara	666	25131	0.000	35.828	14.152	33.802	0	0.000	69.630	305	9767	0.000	19	28.177	33.696	0	0.000	61.873	131.503		
		Grand Total	8367	386285	0.000	577.535		687.308		104.107	1368.950	3402	142364	0.000		399.105	491.157		104.818	995.080	2364.030		

2
Director of School Education & Literacy
Meghalaya Shillong

No. 5-1/2017-Desk (MDM)
Government of India
Ministry of Human Resource Development
Department of School Education & Literacy
(Mid Day Meal Division)

Shastri Bhavan, New Delhi.
Dated 18th September, 2017

Subject: Allocation of food grains to States/UTs under National Programme of Mid-Day Meal in Schools (MDMS) for the 3rd Quarter (October to December, 2017) and 4th Quarter (January, 2018 to March, 2018) and drought affected States for financial year 2017-18.

The Department of Food & Public Distribution has approved the allocation of **1250381.73** MTs of food grains comprising 172225.05 MTs wheat and 1078156.68 MTs rice for the 3rd and 4th Quarter of 2017-18 (October 2017 to March, 2018) to this Ministry for allocation to various States/UTs at NFSA prices i.e Rs. 2 per kg of wheat and Rs. 3 per kg of rice under National Programme of Mid-Day Meal in Schools (MDMS). Accordingly, the undersigned is directed to convey the allocation of food grains to States/UTs under MDMS for the 3rd Quarter (October to December, 2017) and 4th Quarter (January, 2018 to March, 2018) and drought affected States during 2017-18 as per the Annexure-I, Annexure-II and Annexure-III respectively.

2. States/UTs are required to further allocate the food grains to the districts as per their requirement under the provisions of MDM Guidelines and under intimation to this Department as well as Food Corporation of India (FCI) for supply of food grains accordingly.
3. District Administration on receiving the allocation from the State/UT will send a schedule (periodicity and date/week) of lifting of food grains to the local FCI depot depending upon its requirement, transportation convenience and storage capacity.
4. District can lift food grains on monthly, bi-monthly or quarterly basis as indicated in its schedule. However, as per the guidelines issued by Ministry of Consumer Affairs, Food & Public Distribution, Department of Food & Public Distribution, Govt. of India vide their letter No. 1-2/2008-BP.II dated 18.9.2008, allocated food grains can be lifted from the FCI godowns starting from the 1st day of the month preceding the allocation quarter and up to 25th of the last month of the allocation quarter. Districts Officers may, therefore, be directed to lift the food grains accordingly.

Contd..../-



(जी. विजय भास्कर / G. VIJAYA BHASKAR)
निदेशक / Director
मा.सं.वि. मन्त्रालय / Min. of H.R.D.
भारत सरकार / Govt. of India
मध्यम शिक्षा और साक्षरता विभाग
D/o School Education & Literacy
शास्त्री भवन, नई दिल्ली / Shastri Bhavan, New Delhi-110011

5. Payment of the cost of food grains will be made by District authorities within 20 days of the receipt of bills from FCI as per the guidelines issued by this Department vide letter No. 1-15/2009- Desk(MDM) dated 10.2.2010. The guidelines for decentralization of payment of cost of food grains to FCI at district level can be downloaded from the website of this Department www.mdm.nic.in *Payments of outstanding bills may also be made to FCI without any delay as FCI bears huge amount of interest on unpaid outstanding amount.*

6. Procedure laid down in para 3.6 to 3.9 of the above mentioned guidelines dated 10.2.2010 on decentralization of payment of cost of food grains shall be followed meticulously to ensure that best quality of food grains, which in any case, will not be inferior to Fair Average Quality (FAQ) is lifted from FCI godown. The process followed at the time of receipt of food grains from FCI depots should be repeated at each level till the food grains reach the end user to ensure that only good quality of food grains is delivered for consumption by children. Records/samples regarding quality assurance should be maintained at all levels.

7. As per para 5.4 of MDM Guidelines, a monthly report on off take, payment and quantity of food grains sent to schools/cooking agency may be furnished in the prescribed format latest by 15th of the following month on regular basis.



(G. Vijaya Bhaskar)
Director (MDM)
Tel. No. 011-23388641
(जी. विजय भास्कर / G. VIJAYA BHASKAR)
निदेशक / Director
मा.सं.वि. मन्त्रालय / Min. of M.P.D.
भारत सरकार / Govt. of India
स्कूल शिक्षा और साक्षरता विभाग /
Dir School Education
शास्त्री भवन, नई दिल्ली / Shastri Bhawan, New Delhi-110001

The Principal Secretaries / Secretaries of the Nodal Department of State Govt. of UP
Administration dealing with Mid Day Meal.

Copy to:-

1. The Executive Director (Sales), Food Corporation of India, 16-20, Barakhamba Lane, New Delhi – 110 001 with the copy of the Department of Food & Public Distribution OM No.4-2/2017-BP-II dated 12th September, 2017 for issuing instruction to all concerned to make available good quality foodgrain at the FCI godowns, facilitate lifting of the same and submit bills to district authorities at the earliest for payment by them.
2. The Deputy Secretary/Under Secretary, Department of Food & Public Distribution (BP-II Section), Krishi Bhavan, New Delhi.
3. Director(HK)
4. US(RK)/US(AD)/US(SA)
5. PPS to Special Secretary (SE).



(G. Vijaya Bhaskar)
Director (MDM)


(जी. विजय भास्कर / G. VIJAYA BHASKAR)
निदेशक / Director
मा.सं.वि. मन्त्रालय / Min. of M.P.D.
भारत सरकार / Govt. of India
स्कूल शिक्षा और साक्षरता विभाग /
Dir School Education
शास्त्री भवन, नई दिल्ली / Shastri Bhawan, New Delhi-110001

Mid-Day-Meal Scheme
Allocation of foodgrains for the 4th quarter of 2017-18
(For the period 01.01.2018 to 31.03.2018)

Sl. No.	State/UT	(In MTs)														
		PRIMARY 4th Quarter					UPPER PRIMARY+STC 4th Quarter					(Primary +Upper Primary+STC) 4th Quarter				
		No. of children approved by PAB for 2017-18	No. of Working Days approved by PAB for 2017-18	Wheat	Rice	Foodgrains (Wheat+Rice)	No. of children approved by PAB for 2017-18	No. of Working Days approved by PAB for 2017-18	Wheat	Rice	Foodgrains (Wheat+Rice)	Wheat	Rice	Foodgrains (Wheat+Rice)		
1	2	3	4	5	6	7 (5+6)	8	9	10	11	12 (10+11)	13 (5+10)	14 (6+11)	15 (13+14)		
1	Andhra Pradesh	1740000	220	0.00	7962.36	7962.36	1006472	220	0.00	6103.20	6103.20	0.00	14065.56	14065.56		
2	Arunachal Pradesh	126893	220	0.00	19.91	19.91	66175	220	0.00	480.33	480.33	0.00	500.24	500.24		
3	Assam	2899029	210	0.00	16249.52	16249.52	1357142	220	0.00	11886.49	11886.49	0.00	28136.02	28136.02		
4	Bihar	9030199	245	0.00	47239.95	47239.95	3785988	245	0.00	32430.90	32430.90	0.00	79670.85	79670.85		
5	Chhattisgarh	1750000	240	0.00	10993.44	10993.44	1111000	240	0.00	10725.11	10725.11	0.00	21718.55	21718.55		
6	Goa	86156	220	514.05	0.00	514.05	55238	220	470.82	0.00	470.82	984.87	0.00	984.87		
7	Gujarat	2729124	240	7998.99	7957.17	15956.15	1637386	240	7326.14	7228.86	14555.01	15325.13	15186.03	30511.16		
8	Haryana	841135	242	1319.40	3190.36	4509.76	585358	242	1411.60	3426.11	4837.70	2731.00	6616.47	9347.47		
9	Himachal Pradesh	305679	242	0.00	1924.71	1924.71	228303	242	0.00	2143.64	2143.64	0.00	4068.34	4068.34		
10	Jammu & Kashmir	362869	220	0.00	498.71	498.71	195527	220	0.00	482.06	482.06	0.00	980.77	980.77		
11	Jharkhand	2063679	254	0.00	10870.58	10870.58	932783	254	0.00	9240.50	9240.50	0.00	20111.08	20111.08		
12	Karnataka	2807329	235	0.00	16738.58	16738.58	1670546	235	0.00	14752.81	14752.81	0.00	31491.39	31491.39		
13	Kerala	1584234	200	0.00	9717.78	9717.78	1070573	220	0.00	11043.87	11043.87	0.00	20761.65	20761.65		
14	Madhya Pradesh	3713140	220	9164.05	5574.91	14738.96	2318261	220	10686.76	6340.17	17026.93	19850.81	11915.08	31765.89		
15	Maharashtra	5751369	222	0.00	35009.38	35009.38	3664756	222	0.00	33612.54	33612.54	0.00	68621.92	68621.92		
16	Manipur	143000	228	0.00	368.81	368.81	37688	228	0.00	163.51	163.51	0.00	532.32	532.32		
17	Meghalaya	385021	200	0.00	1368.95	1368.95	142364	220	0.00	995.08	995.08	0.00	2364.02	2364.02		
18	Mizoram	97070	215	0.00	440.91	440.91	42189	220	0.00	308.64	308.64	0.00	749.55	749.55		
19	Nagaland	122000	220	0.00	89.58	89.58	38957	220	0.00	311.54	311.54	0.00	401.12	401.12		
20	Orissa	2961774	239	0.00	15901.54	15901.54	1657912	239	0.00	15030.50	15030.50	0.00	30932.03	30932.03		
21	Punjab	905000	243	2312.45	2278.72	4591.17	644850	243	2442.44	2387.48	4829.93	4754.89	4666.21	9421.10		
22	Rajasthan	2857473	232	9140.69	3852.12	12992.80	1604619	232	9309.91	3895.32	13205.23	18450.59	7747.44	26198.03		
23	Sikkim	34678	223	0.00	138.89	138.89	29539	223	0.00	173.03	173.03	0.00	311.92	311.92		
24	Tamilnadu	2618063	220	0.00	14953.72	14953.72	2071378	220	0.00	17823.23	17823.23	0.00	32776.95	32776.95		
25	Telangana	1150000	225	0.00	3691.95	3691.95	731341	225	0.00	3304.29	3304.29	0.00	6996.24	6996.24		
26	Tripura	235810	230	0.00	1375.04	1375.04	130385	230	0.00	1197.09	1197.09	0.00	2572.13	2572.13		
27	Uttarakhand	387654	237	0.00	1969.83	1969.83	269669	237	0.00	1922.15	1922.15	0.00	3891.98	3891.98		
28	Uttar Pradesh	7215553	236	11253.08	25674.72	36927.80	3111118	236	8516.68	16883.63	25400.31	19769.76	42558.35	62328.11		
29	West Bengal	7086178	230	0.00	32509.21	32509.21	4852204	230	0.00	35969.90	35969.90	0.00	68479.10	68479.10		
30	A&N islands	15248	220	0.00	84.49	84.49	10779	220	0.00	92.34	92.34	0.00	176.83	176.83		
31	Chandigarh	28585	230	49.40	66.66	116.06	17520	230	44.56	62.28	106.85	93.96	128.94	222.90		
32	D&N Haveli	19500	231	0.00	121.20	121.20	13900	231	0.00	128.81	128.81	0.00	250.00	250.00		
33	Daman & Diu	8900	220	0.00	46.38	46.38	6200	220	0.00	40.67	40.67	0.00	87.05	87.05		
34	Delhi	674099	210	1630.23	1665.74	3295.97	417013	220	1279.65	1286.99	2566.65	2909.89	2952.74	5862.62		
35	Lakshadweep	3755	220	0.00	11.71	11.71	2829	220	0.00	15.66	15.66	0.00	27.38	27.38		
36	Puducherry	23093	210	0.00	81.38	81.38	18064	220	0.00	131.27	131.27	0.00	212.65	212.65		
TOTAL		62763289		43382.33	280638.89	324022.22	35536026		41488.57	252020.00	293508.56	84870.90	532658.89	617529.78		


Requirement of foodgrains for last six month of 2017-18 including Drought affected areas

Item	Quantity (in MTs)
Rice	1078156.68
Wheat	172225.05
Total	1250381.73


 (जी. विजय भास्कर / G. V. JAYA BHASKAR)
 निदेशक / Director
 मा. सं. वि. मन्त्रालय / Min. of India
 भारत सरकार / Govt. of India
 स्कूल शिक्षा और साक्षरता विभाग
 D/o School Education & Literacy
 कक्षा-कर्म, नई दिल्ली / New Delhi-110001

Allocation of foodgrains for the Drought affected areas during 2017-18

Sl. No.	State/UT	PRIMARY					UPPER PRIMARY					(In MTs) (Primary +Upper Primary)		
		No. of children approved by PAB for 2017-18	No. of Working Days approved by PAB for 2017-18	Wheat	Rice	Foodgrains (Wheat+Rice)	No. of children approved by PAB for 2017-18	No. of Working Days approved by PAB for 2017-18	Wheat	Rice	Foodgrains (Wheat+Rice)	Wheat	Rice	Foodgrains (Wheat+Rice)
1	2	3	4	5	6	7 (5+6)	8	9	10	11	12 (10+11)	13 (5+10)	14 (6+11)	15 (13+14)
1	Chhattisgarh	125795	46	0.00	578.66	578.66	83057	46	0.00	573.09	573.09	0.00	1151.75	1151.75
2	Karnataka	1565351	36	0.00	5635.26	5635.26	923638	36	0.00	4987.65	4987.65	0.00	10622.91	10622.91
3	Rajasthan	450000	43	1354.50	580.50	1935.00	250000	43	1128.75	483.75	1612.50	2483.25	1064.25	3547.50
TOTAL		2141146		1354.50	6794.42	8148.92	1256695		1128.75	6044.49	7173.24	2483.25	12838.91	15322.16


 (जी. विजय भास्कर / G. VIJAYA BHASKAR)
 निदेशक / Director
 ना.सं.वि. मन्त्रालय / Min. of H.R.D.
 भारत सरकार / Govt. of India
 स्कूल शिक्षा और साक्षरता विभाग
 D/o School Education & Literacy
 शास्त्री भवन, नई दिल्ली / Shastri Bhawan, New Delhi-110001

No.4-2/2017-BP-II
Government of India
Ministry of Consumer Affairs, Food and Public Distribution
Department of Food and Public Distribution

Krishi Bhavan, New Delhi,

Dated the 12th September, 2017

OFFICE MEMORANDUM

Subject:- Allocation of food grains under Mid Day Meal Scheme (MDM) for the year 2017-18 for the period 01.10.2017 to 31.03.2018 - reg.

In continuation of this Department's O.M. of even number dated 28.02.2017 and in pursuance of O.M. No. 5-1/2017-Desk (MDM) dated 23.08.2017 of Ministry of Human Resource Development, Department of School Education & Literacy on the above mentioned subject, the undersigned is directed to convey the approval of this Department for allocation of **1250381.73** tons of food grains comprising **172225.05 MT of wheat** and **1078156.68 MT of rice** for 3rd and 4th quarters of 2017-18 (October, 2017 to the March, 2018) to Ministry of Human Resource Development, Department of School Education & Literacy at NFSA prices i.e. Rs. 2 per kg of wheat and Rs. 3 per kg of rice, under the Mid Day Meal (MDM) Scheme.

2. The validity period for lifting of foodgrains will be as per extant guidelines.
3. The Ministry of Human Resource Development, Department of School Education & Literacy may communicate State-wise/UT-wise allocation of the allocated quantity of foodgrains to FCI and States/UTs well in time and ensure its lifting within the stipulated validity period by States/UTs.
4. Food Corporation of India (FCI) would issue rice and wheat as per State/UT-wise allocation for 2nd half of the year 2017-18 with monthly breakup to be made by the Department of School Education and Literacy, Ministry of Human Resource Development.

US (ex) 12
15/6
Sd (Dm)
15-6

5. The Ministry of Human Resource Development, Department of School Education & Literacy is also requested to furnish the consolidated Utilization Certificate in the prescribed pro forma GFR - 19A duly signed by the concerned Director for the foodgrains allocated to them under Mid Day Meal Scheme (MDM) for the year 2017-18 at the end of the current financial year.

6. The Department of School Education & Literacy, Ministry of Human Resource Development may ensure that FCI gets full payment in respect of food grains released by it to States/UTs under the Scheme & utilization certificates are furnished by the State/UT Governments to it in time. They are also requested to make payment of outstanding amounts to FCI without any delay, as FCI bears huge amount of interest on unpaid outstanding amount.

Asit Halder

(Asit Halder)

Under Secretary to the Government of India

Tele. No. 23382504

To

Ministry of Human Resource Development,
Department of School Education & Literacy,
Sh. G. Vijaya Bhaskar, Director, (MDM),
Shastri Bhavan, New Delhi.

Copy for information to:-

1. The Chairman-cum-Managing Director, FCI, New Delhi.
2. The General Manager (Sales), FCI, New Delhi.
3. US (Policy-III&IV)/BP-III/BP-I/US(FC A/c)Guard File.

Asit Halder

(Asit Halder)

Under Secretary to the Government of India

(Asit Halder)